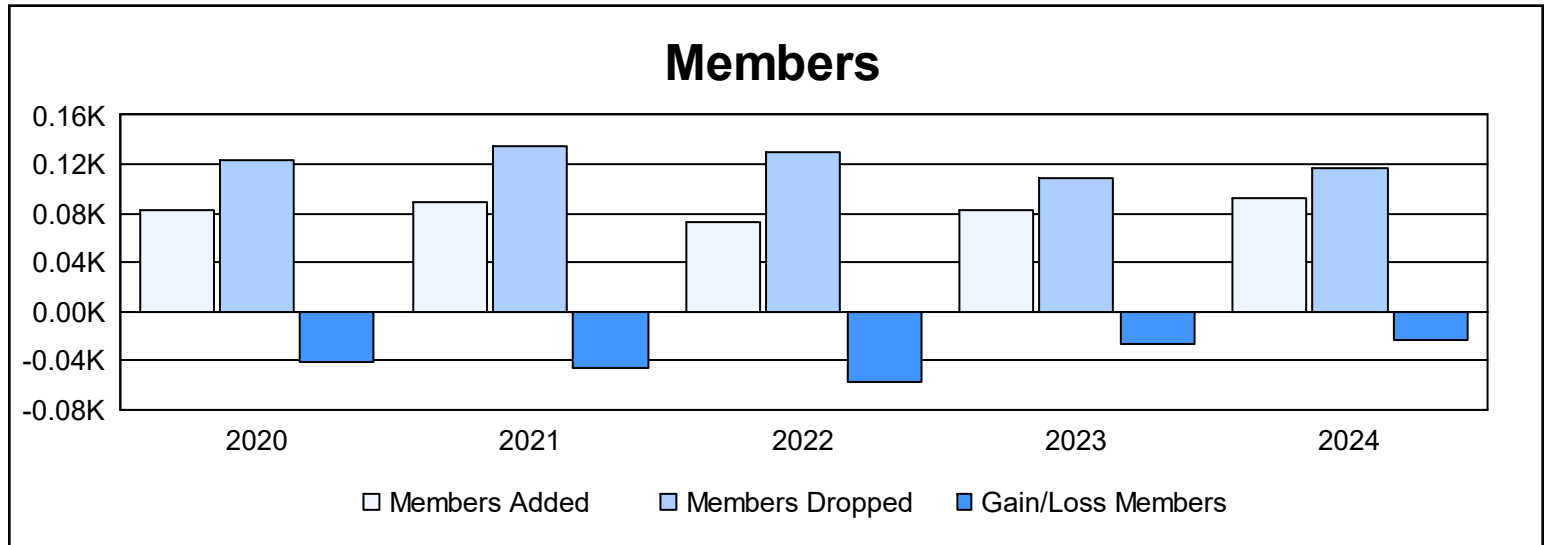
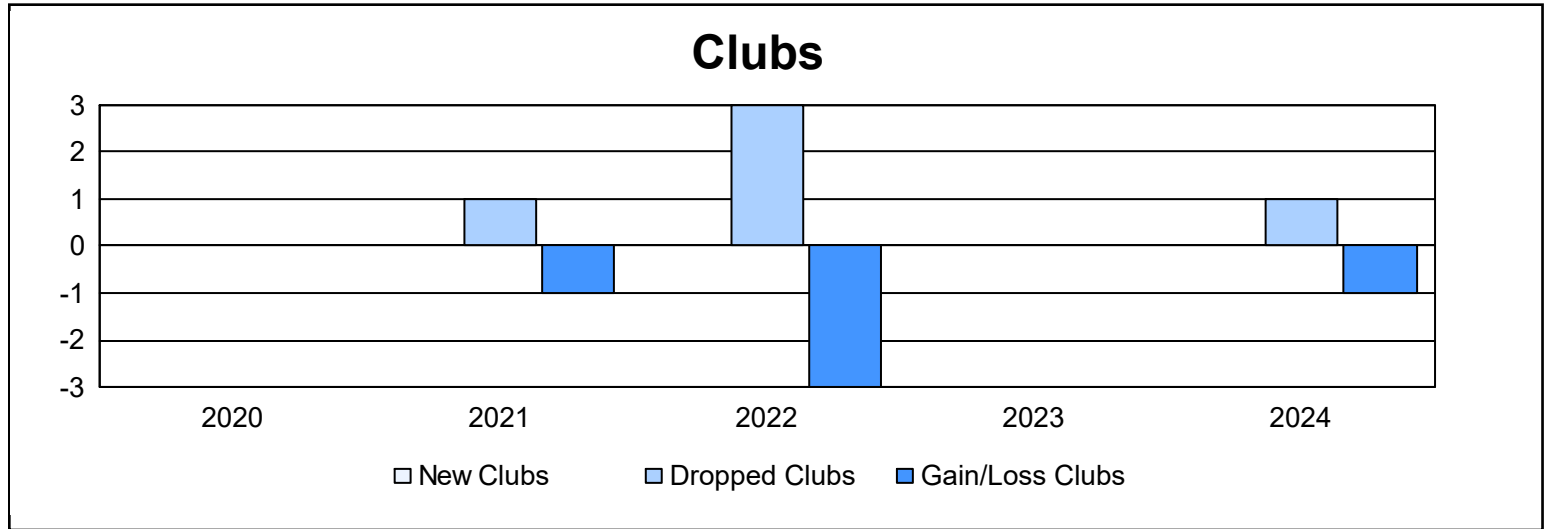
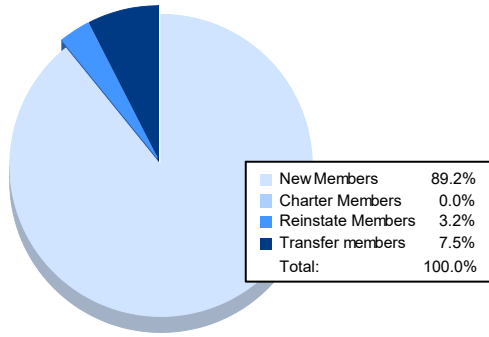


| Year | New Clubs | Dropped Clubs | Gain/ Loss Clubs | New Members | Charter Members | Reinstate Members | Transfer Members | Total Member Added | Total Members Dropped | Gain/ Loss Members |
|----------------|-----------|---------------|------------------|-------------|-----------------|-------------------|------------------|--------------------|-----------------------|--------------------|
| 2019-2020 | 0 | 0 | 0 | 72 | 0 | 3 | 8 | 83 | 124 | -41 |
| 2020-2021 | 0 | 1 | -1 | 77 | 1 | 2 | 9 | 89 | 135 | -46 |
| 2021-2022 | 0 | 3 | -3 | 59 | 1 | 0 | 13 | 73 | 130 | -57 |
| 2022-2023 | 0 | 0 | 0 | 74 | 0 | 2 | 6 | 82 | 109 | -27 |
| 2023-2024 | 0 | 1 | -1 | 83 | 0 | 3 | 7 | 93 | 116 | -23 |
| Average | 0 | 1 | -1 | 73 | 0 | 2 | 9 | 84 | 123 | -39 |



Membership Composition June 2024 Cumulative



Gender Composition June 2024 Cumulative

